

**Series 2, Induction hob, 60 cm,
Black,
PUG61RAA5B**



Optional accessories

HEZ390090	Wok Set consisting of 3 Items
HEZ9ES100	Espresso maker 4 cups
HEZ9SE030	Set of 2 pots and 1 pan
HEZ9SE040	4 pieces Set
HEZ9SE060	6 pieces Set

The Induction hob: Faster than gas and ceramic hobs, induction is easier to clean and more energy efficient.

- **Plug & Play:** plugs easily into the socket.
- **PowerBoost:** up to 50% more power for faster heating on your induction hob.
- **QuickStart:** start straight away and select the desired cooking level.
- **The handy ChildLock locks the control panel to prevent accidental changes in settings.**
- **Induction: Fast, precise cooking, easy cleaning and low energy consumption.**

Technical Data

Appliance type:Cooking zone ceramic
Installation type:Built-in
Heating type:Electric hob
Number of cooking zones:4
Min. required niche size for installation (HxWxD):51 x 560-560 x 490-500 mm
Width of the appliance:592 mm
Dimensions:51 x 592 x 522 mm
Dimensions of the packed product (HxWxD):126 x 753 x 608 mm
Net weight:9.1 kg
Gross weight:11.3 kg
Residual heat indicator:Separate
Location of control panel:Hob front
Basic surface material:Glass ceramic
Color of surface:Black
Length of electrical supply cord:110.0 cm
EAN code:4242005285419
Voltage:220-240 V
Frequency:50; 60 Hz



4 242005 285419

Series 2, Induction hob, 60 cm, Black, PUG61RAA5B

The Induction hob: Faster than gas and ceramic hobs, induction is easier to clean and more energy efficient.

Flexibility of cooking zones

- 60 cm: space for 4 pots or pans.
- Cooking zone front left: 145 mm, 1.4 KW
- Cooking zone rear left: 180 mm, 1.8 KW (max. power 3.1 KW)
- Cooking zone rear right: 145 mm, 1.4 KW
- Cooking zone front right: 180 mm, 1.8 KW

Usage convenience

- TouchSelect Basic: control the power with imprinted +/- touch buttons.
- Variable 9-stage power settings for each zone: precisely adapt the heat with 9 power levels.

Time saving & efficiency

- PowerBoost function in the front left zone
- : boil water faster thanks to 50% more energy than at the highest standard level.
- QuickStart function: when switching on, the hob automatically selects the cooking zone with cookware (when placed on a zone whilst the hob is off).
- Quick Stop: quickly switch off a cooking zone with one longer touch.

Design

- Frameless design

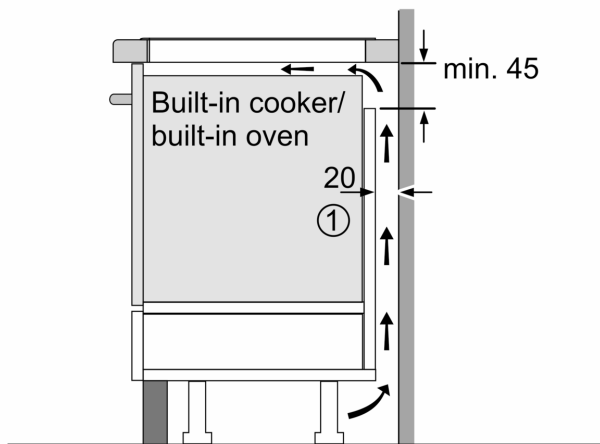
Safety

- Control panel lock: prevent unintended activation of the hob.
- Main on/off switch: switch off all cooking zones at the touch of a button.
- Automatic safety shut off: for safety reasons, heating stops after a preset time if not used (possible to customise).

Installation

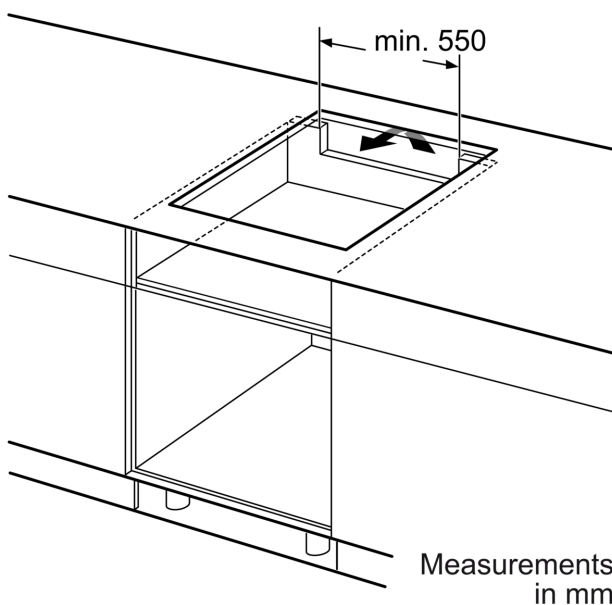
- Dimensions of the product (HxWxD mm): 51 x 592 x 522
- Required niche size for installation (HxWxD mm) : 51 x 560 x (490 - 500)
- Min. worktop thickness: 16 mm
- Connected load: 3.7 KW
- Power management options for 16A, 13A or 10A connection: limit the maximum power if needed (depends on fuse protection of electric installation).
- Power cord 1.1 m UK 3 pin plug: plug and play, no electrician required for installation.
- This hob is equipped with a UK 3 pin plug for an easy plug & play installation. The plug limits the maximum power output to 3.7 KW. For higher power output, please select a hob without plug and ensure installation is carried out by a qualified electrician.

**Series 2, Induction hob, 60 cm,
Black,
PUG61RAA5B**

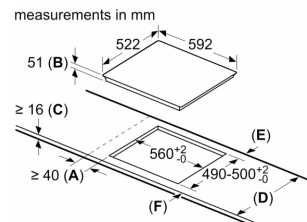


①
Ventilation gap must
be present

All measurements in mm



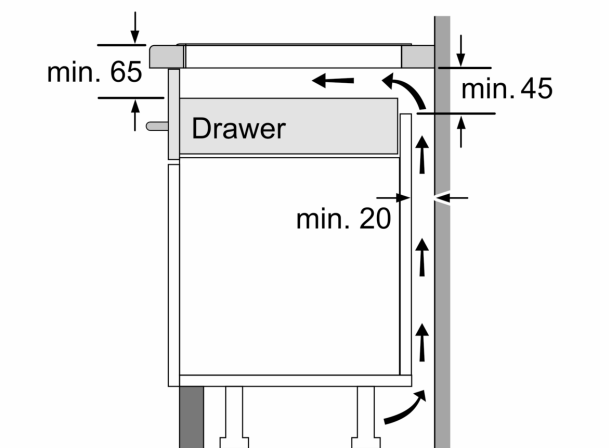
Measurements
in mm



A: Minimum distance from the hob cut-out to the wall.
B: Recessed depth.
C: The clearance between the surface of the worktop and the top of the front of the oven must be 30 mm. See space requirements for the oven.

The worktop into which the hob is installed must withstand loads of approx. 60 kg; suitable substructures must be used if required.

D	E	F
585-600	50	≥ 35
> 600	≥ 50	≥ 50



Measurements in mm